




Fantech

SHR 6905R

Commercial Heat Recovery Ventilator



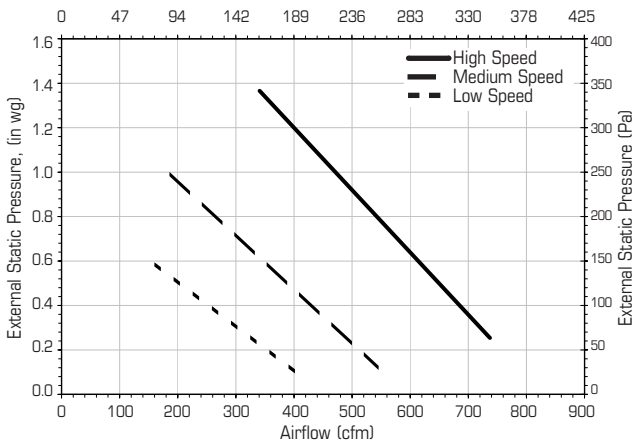
The SHR 6905R Commercial Heat Recovery Ventilation system (HRV) complements today's tight buildings. The SHR6905R is especially design for applications that require a fresh air motorized shut off damper and a fifth

port to recirculate indoor air. Fantech Heat Recovery Ventilators (HRV) are designed to supply air into a building while exhausting an equal amount of contaminated air to the outside. The aluminum heat exchange core transfers sensible energy between air streams resulting in tempering of the supply air and reduced loads on the HVAC system.

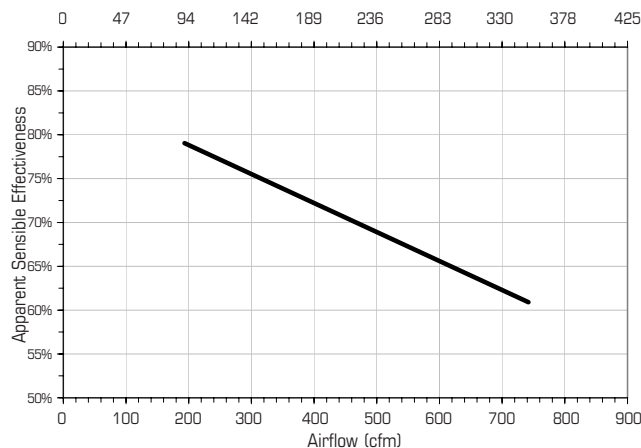
POWER & WEIGHT

- Volts 120V Total
- Amperage 5.5 Amps Total
- Weight 91kg (200Lbs)
- Shipping Weight 109kg (240Lbs)
- Blowers (x2) 115V, 60 Hz, 2.7 Amps
- Phase Single

Airflow Performance
Gross Supply
Airflow (l/s)



Heating Performance at 0°C
Airflow (l/s)



SPECIFICATIONS

CASE 20 gauge G90 galvanized steel coated with baked powder paint, insulated with 25mm (1inch) foil-face fiberglass insulation to prevent condensation.

BLOWERS Two (2) maintenance-free Ebm-Papst™ backward motorized impellers with permanently lubricated sealed ball bearings and (TOP) thermal overload protected.

HEAT RECOVERY CORES The heat recovery cores are fixed plate cross-flow heat exchanger using 1100 alloy aluminum and capable of transferring sensible heat between air streams. The heat recovery cores are engineered with a turbulence inducing geometry in order to maximize heat transfer while allowing an effective evacuation of condensate. The plates are hemmed to avoid cross-contamination of airstreams.

FILTERS The exhaust and fresh air streams are protected by MERV1 washable filters constructed to meet UL Class2. Optional MERV6 filters are direct replacement to the MERV1. Use of MERV6 filters will add an additional system pressure of 64 Pa (0.26in.wg) at 326 l/s (690cfm).

MOUNTING Unit can be rod mounted or seated on a platform. Flanged connections are provided for suitable ductwork connections. Unit shall be adaptable for easy service of electrical components.

CONTROLS External three (3) position (Low/Stand By/Medium) rocker switch that will offer continuous ventilation. Compatible with all Fantech HRV controls.

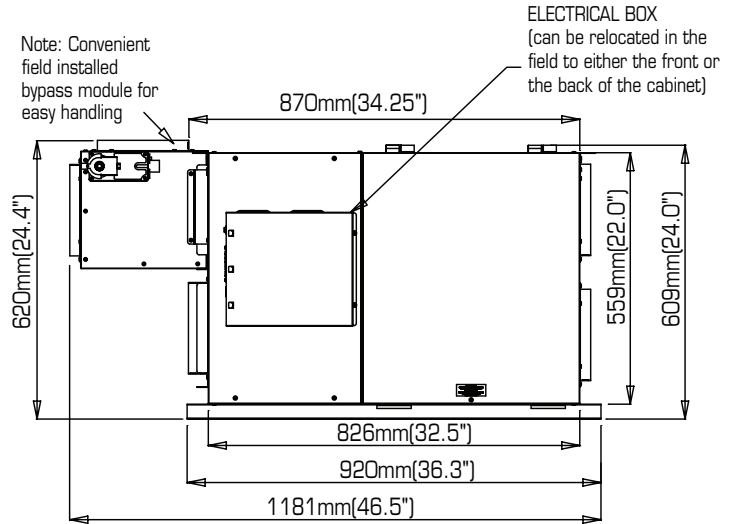
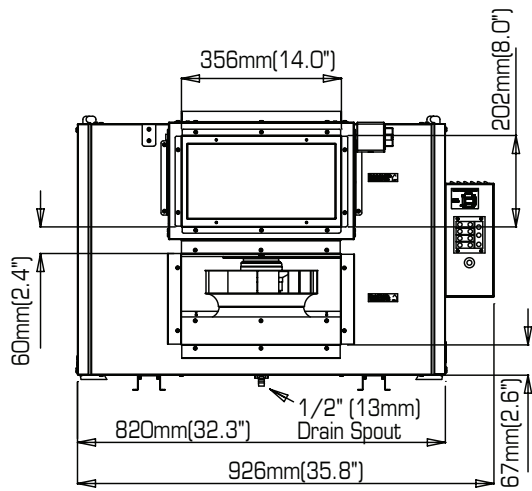
FROST CONTROL During the defrost sequence, a motorized damper temporarily blocks the incoming fresh air stream so that the warm air from the building can circulate through the HRV. The exhaust blower shuts down and the supply blower switches into high speed to maximize the effectiveness of the defrost strategy.

SERVICEABILITY Unit has hinged or screwed access panels on front and back. Cores, filters, motors and drain pan are serviceable from either sides of the unit. Fan assemblies are mounted on a removable sliding base. Heat recovery cores are mounted in slide-out rails for ease of inspection, removal and cleaning. Accessibility to the electrical box is maintained for any unit installation.



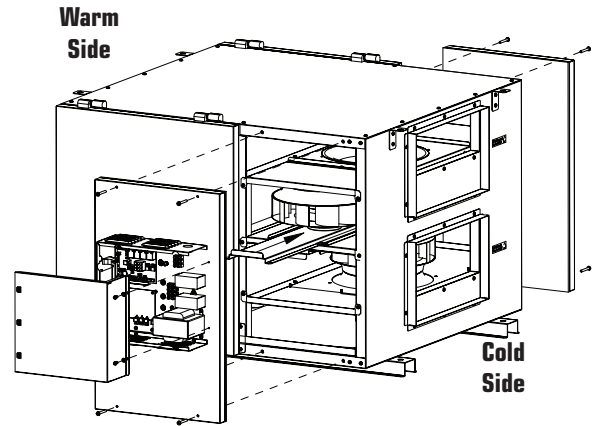
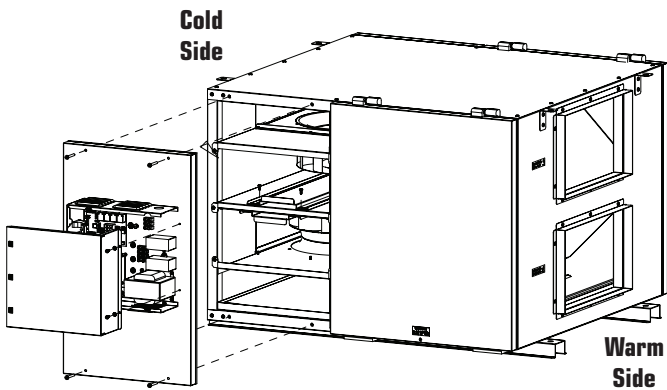
SHR 6905R Commercial HRV

Dimensions



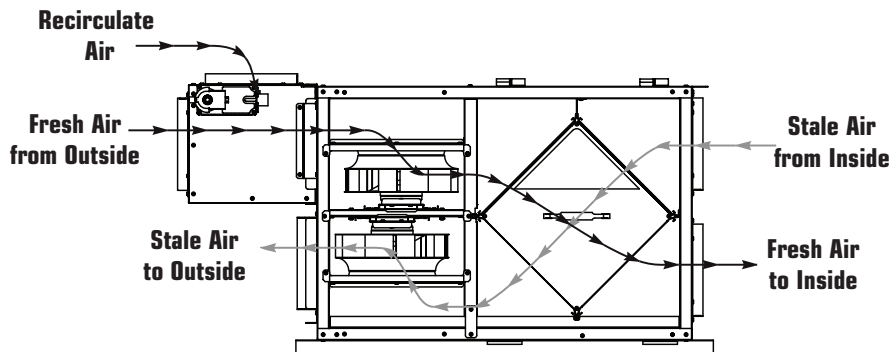
PORT CONFIGURATION

The unit has access doors on the front and back. Also, the main control panel may be moved from front to back allowing for ducting layout.



Standard Configuration as shipped from factory.

Airflow



Fantech

United States

10048 Industrial Blvd., Lenexa, KS 66215
(T) 1.800.747.1762 • (F) 1.800.487.9915
(T) 1.913.752.6000 • (F) 913.752.6466

Canada

50 Kanalfakt Way, Bouctouche, NB E4S 3M5
(T) 1.800.565.3548 • (F) 1.877.747.8116
(T) 1.506.743.9500 • (F) 1.506.743.9600

www.fantech.net • info@fantech.net

Fantech, reserves the right to modify, at any time and without notice, any or all of its products' features, designs, components and specifications to maintain their technological leadership position.