



# Fantech

## SER 8504N

### Light Commercial ERV



The SER Series lowers demand on air conditioning systems. Air supplied from outdoors enters through the Energy Recovery Core where it transfers the heat and humidity to the exhaust air. The air supplied by the SER is now cooler, dryer and more comfortable. The

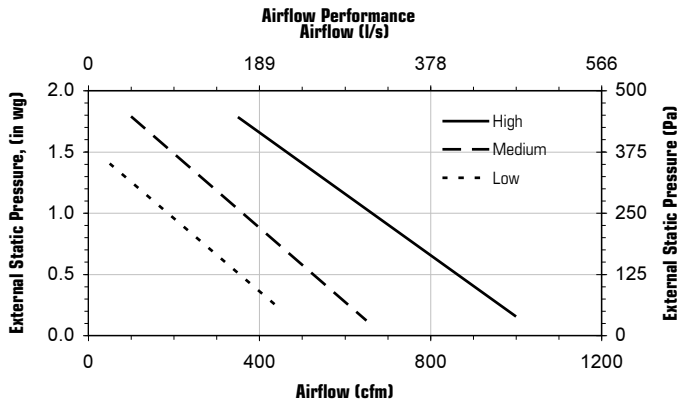
SER distributes the pre-conditioned fresh filtered air throughout the building by direct ductwork installed especially for the ERV or through the ductwork of a forced-air system.

#### APPLICATIONS INCLUDE:

- Class Room
- Retail Shops
- Hair Salon
- Bars & Restaurants
- Offices
- Clinics
- Animal Shelters
- Larger Homes

#### POWER & WEIGHT

- Volts 120V
- Amperage 11.0 Amps Total
- Weight 98.5 Kg (217 Lbs)
- Shipping Weight 116 Kg (257 Lbs)
- Blowers (x4) 120V, 60 Hz, 2.7 Amps
- Phase Single



#### SPECIFICATIONS

**CASE** 20 gauge G90 galvanized steel sheet coated with baked powder paint, insulated with 25mm (1 inch) fiberglass with FSK (Foil-Scrim-Kraft) facing for condensation control.

**BLOWERS** Four (4) maintenance-free Ebm-Papst™ backward inclined motorized impellers with permanently lubricated sealed ball bearings and (TOP) thermal overload protected.

**CORES** Three (3) modular energy recovery cores manufactured from a flame-proof/Polyester-based synthetic paper designed to transfer sensible and latent heat. During winter, the core transfers heat and moisture from the outgoing air to the incoming fresh air. While in summer core transfers heat and moisture from the incoming air to the outgoing air to reduce the latent load.

**FILTERS** Six (6) MERV1 washable filters that meet UL Class 2 rating to protect the exhaust and fresh air streams.

**MOUNTING** Brackets are included for mounting using threaded rod. Unit may also be seated on a platform. Flanges are provided to simplify ductwork connections.

**CONTROLS** External three (3) position (Low/Stand By/Medium) rocker switch that will offer continuous ventilation. Compatible with all Fantech ERV controls.

**SERVICEABILITY** Unit has hinged or screwed access panels on front and back of the unit. Cores, filters, motors and drain pan are serviceable from either sides of the unit. Fan assemblies are mounted on removable sliding base. Energy recovery cores conveniently slide out with only 380mm (22.6") clearance for ease of inspection, removal and cleaning. Electrical box can be installed on either side of the unit for improved accessibility.

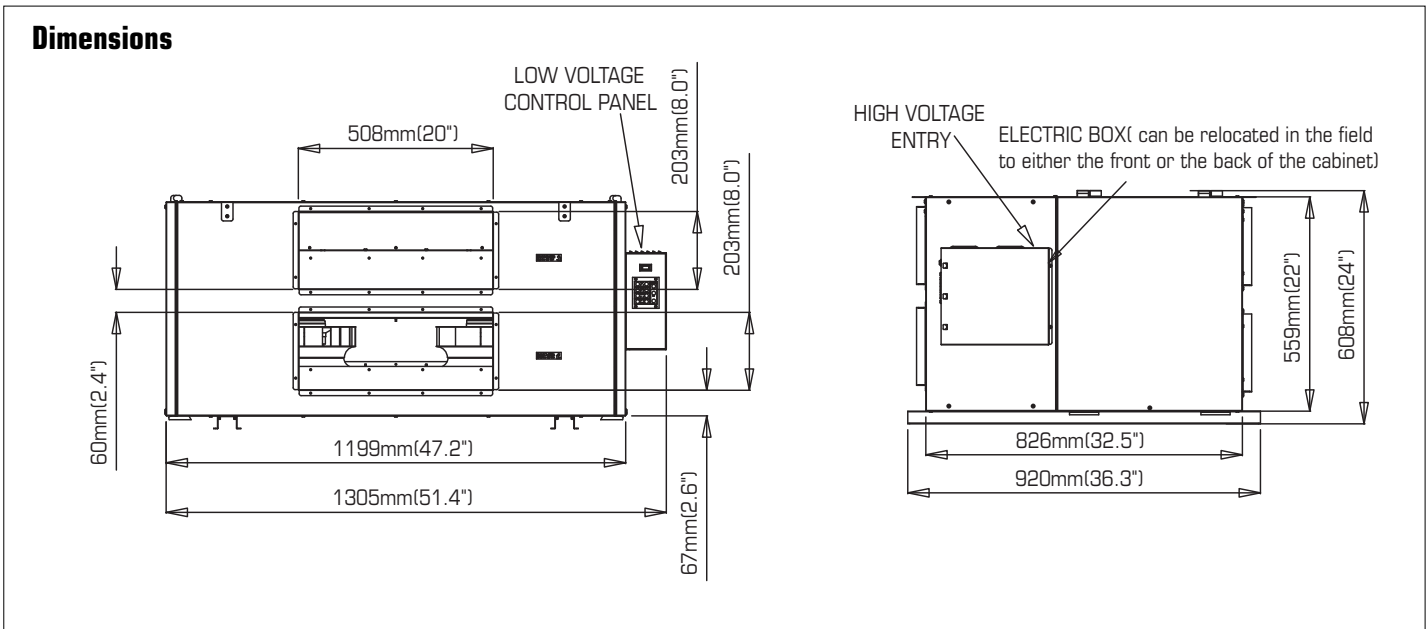
**Note:** This model is not recommended for climates that experience temperature below -5°C (23°F) for extended periods of 2 or more days.



#### NET EFFECTIVENESS

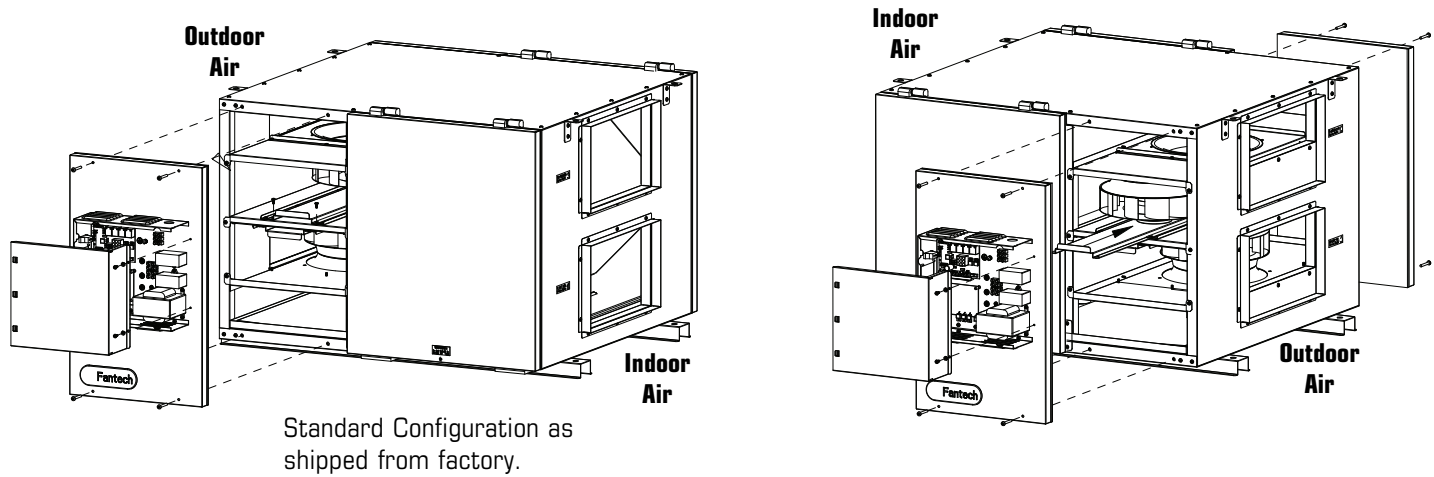
Flow l/s (CFM)	Heating			Cooling		
	Sensible (%)	Latent (%)	Total (%)	Sensible (%)	Latent (%)	Total (%)
302 (640)	69%	35%	56%	57%	34%	42%
401 (850)	62%	29%	49%	50%	28%	36%

# SER 8504N Light Commercial ERV

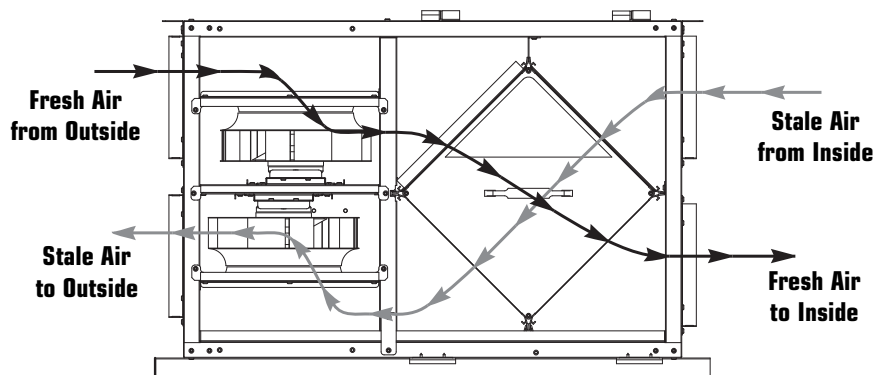


## PORT CONFIGURATION

The unit has access doors on the front and back. Also, the main control panel may be moved from front to back allowing for ducting layout.



## Airflow



# Fantech

United States

10048 Industrial Blvd. • Lenexa, KS. 66215  
 (T) 1.800.747.1762 • (F) 1.800.487.9915  
 (T) 1.913.752.6000 • (F) 1.913.752.6466  
[www.fantech.net](http://www.fantech.net) • [info@fantech.net](mailto:info@fantech.net)

Canada

50 Kanafflakt Way, Bouctouche, NB E4S 3M5  
 (T) 1.800.565.3548 • (F) 1.877.747.8116  
 (T) 1.506.743.9500 • (F) 1.506.743.9600  
[www.fantech.ca](http://www.fantech.ca) • [info@fantech.ca](mailto:info@fantech.ca)

Fantech, reserves the right to modify, at any time and without notice, any or all of its products' features, designs, components and specifications to maintain their technological leadership position.